




Since 1916



# **MINERAL AND METALS UPDATE**

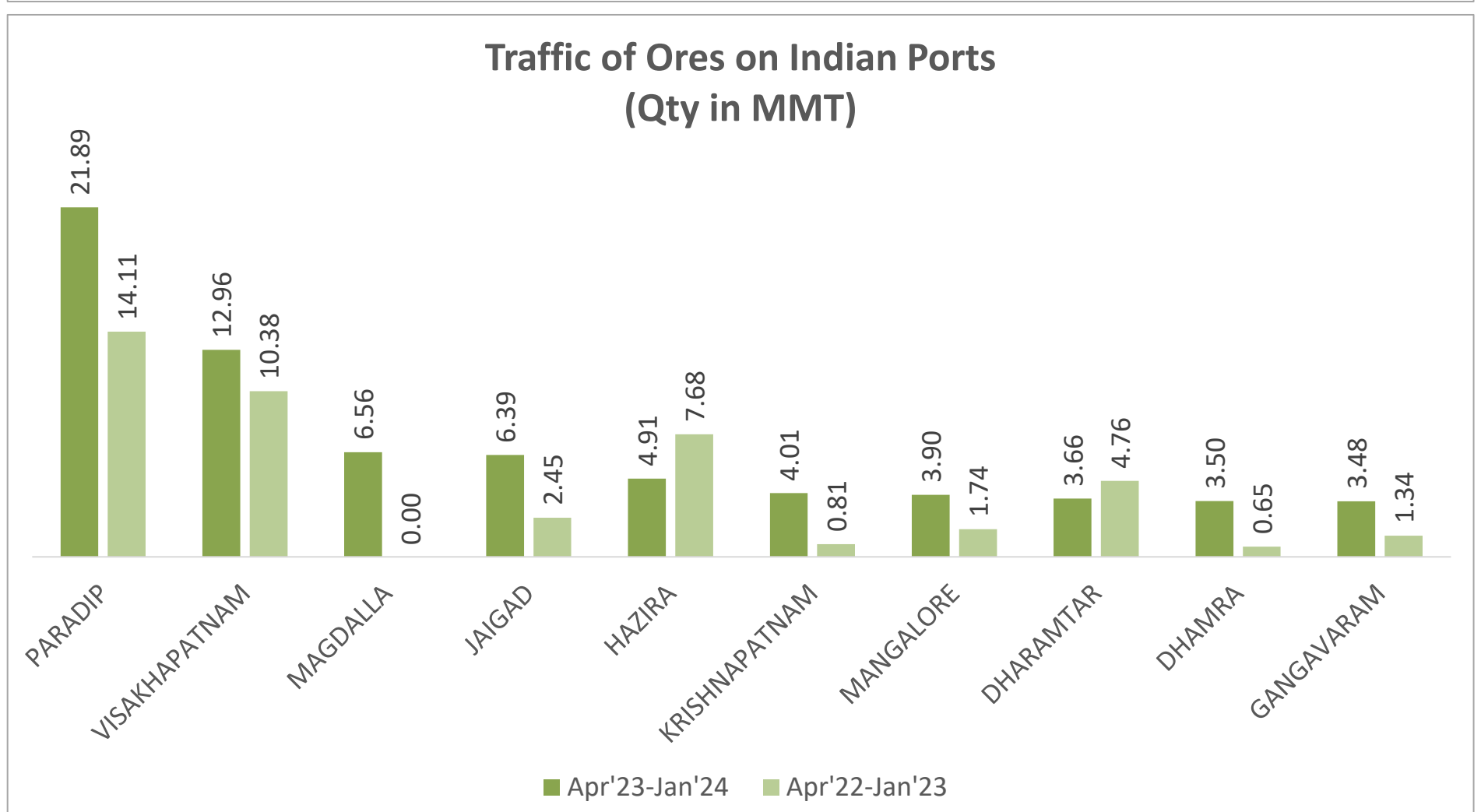
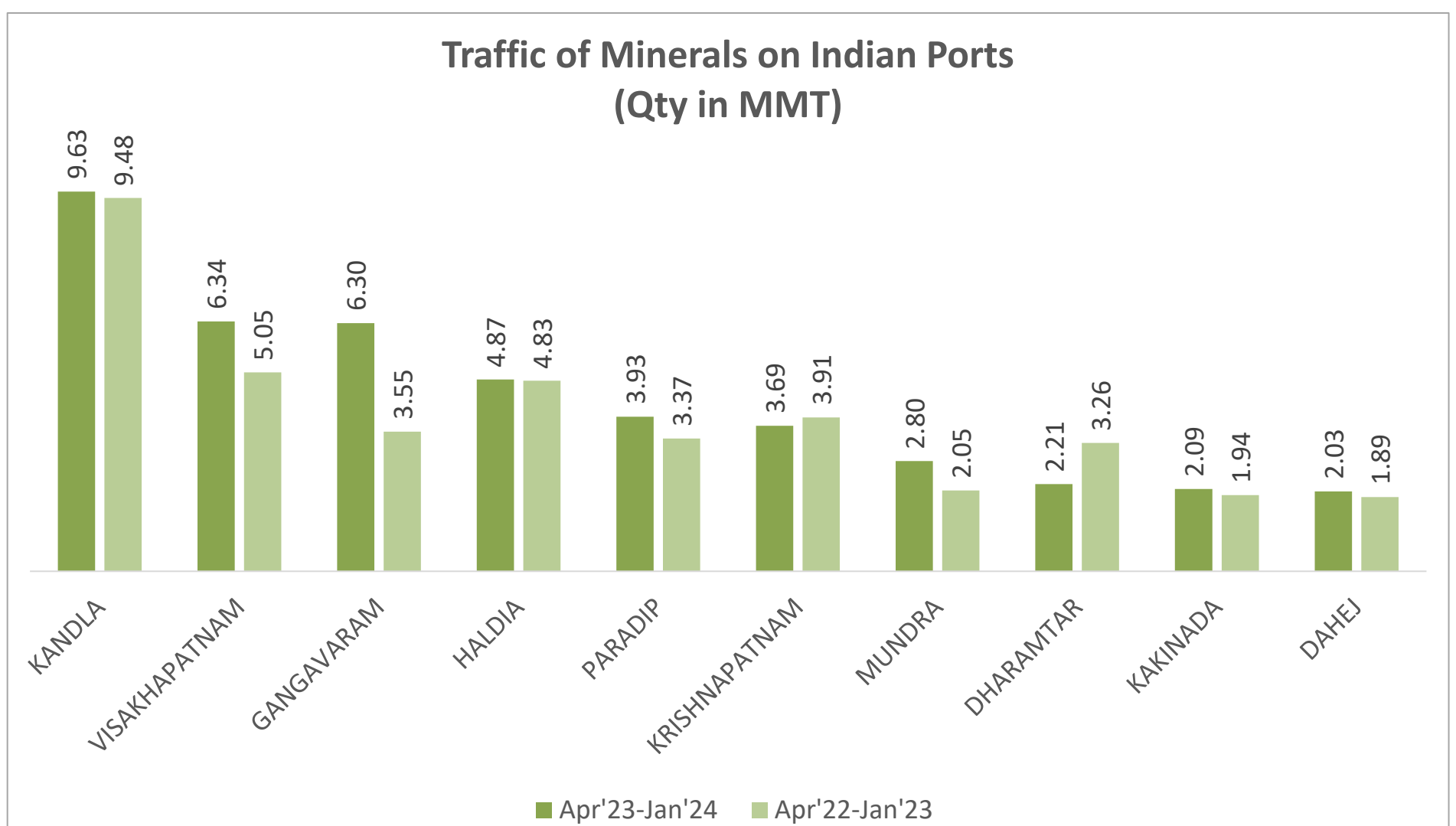
**FEBRUARY 2024**



# PORT ANALYSIS

## Traffic of Minerals & Ore at Indian Ports

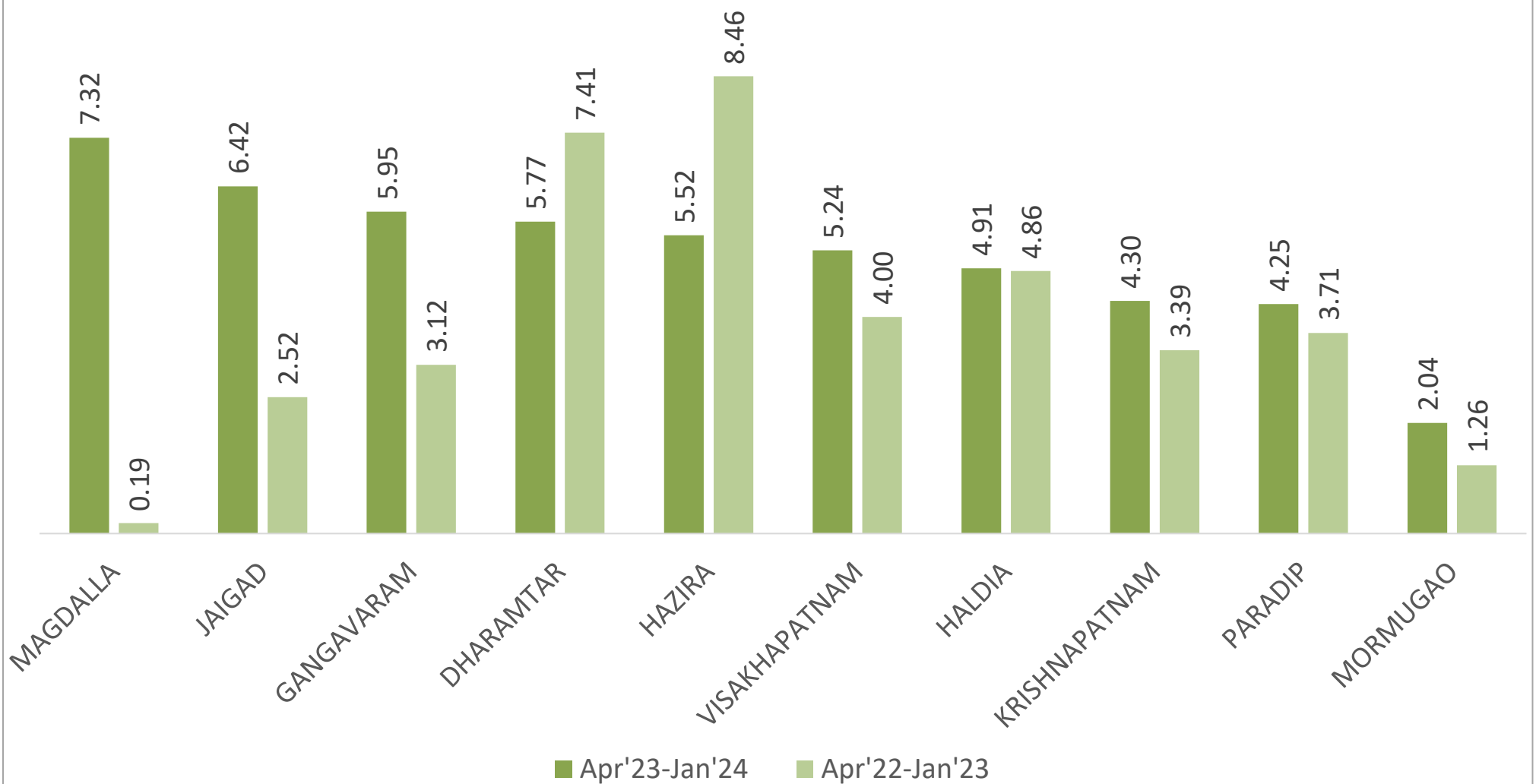
- Port traffic for minerals and ore increased by 27.15% for Apr'23-Jan'24 at 143.25 MMT as compared to 104.36 MMT of the same period last fiscal. Traffic increase was seen in Jan'24 at 17.70 MMT by 26.12% as compared to that of 13.08 MMT in Jan'23.
- Paradip port saw the highest traffic for minerals and ores at 25.81 MMT for the period of Apr'23-Jan'24.
- Traffic of Minerals inclined by 5.80% at 60.33 MMT in Apr'23-Jan'24 compared to the same period Apr'22-Jan'23. Similarly, traffic of minerals increased by 10.07% in Jan'24. Kandla port saw the highest traffic at 9.63 MMT.
- Traffic of Ore increased by 42.69% at 82.92 MMT in Apr'23-Jan'24 compared to Apr'22-Jan'23. Similarly, in Jan'24 traffic increased by 35.90% as compared to that in Jan'23. Paradip port saw the highest traffic of Ores at 21.89 MMT.



## Port-wise Import of Minerals & Ores

- For the period of Apr'23-Jan'24, the imports of minerals increased by 12.02% at 43.42 MMT as compared to the same period in the previous fiscal. During Jan'24, imports incremented by 10.51% as compared to that of Jan'23.
- The imports of Ore during Apr'23-Jan'24 increased by 36.14% at 29.01 MMT as compared to the same period of the previous fiscal. During Jan'24, imports increased by 29.60% at 3.96 MMT as compared to that of Jan'23.

**Import Traffic Of Minerals And Ores On Indian Ports  
(Qty In MMT)**



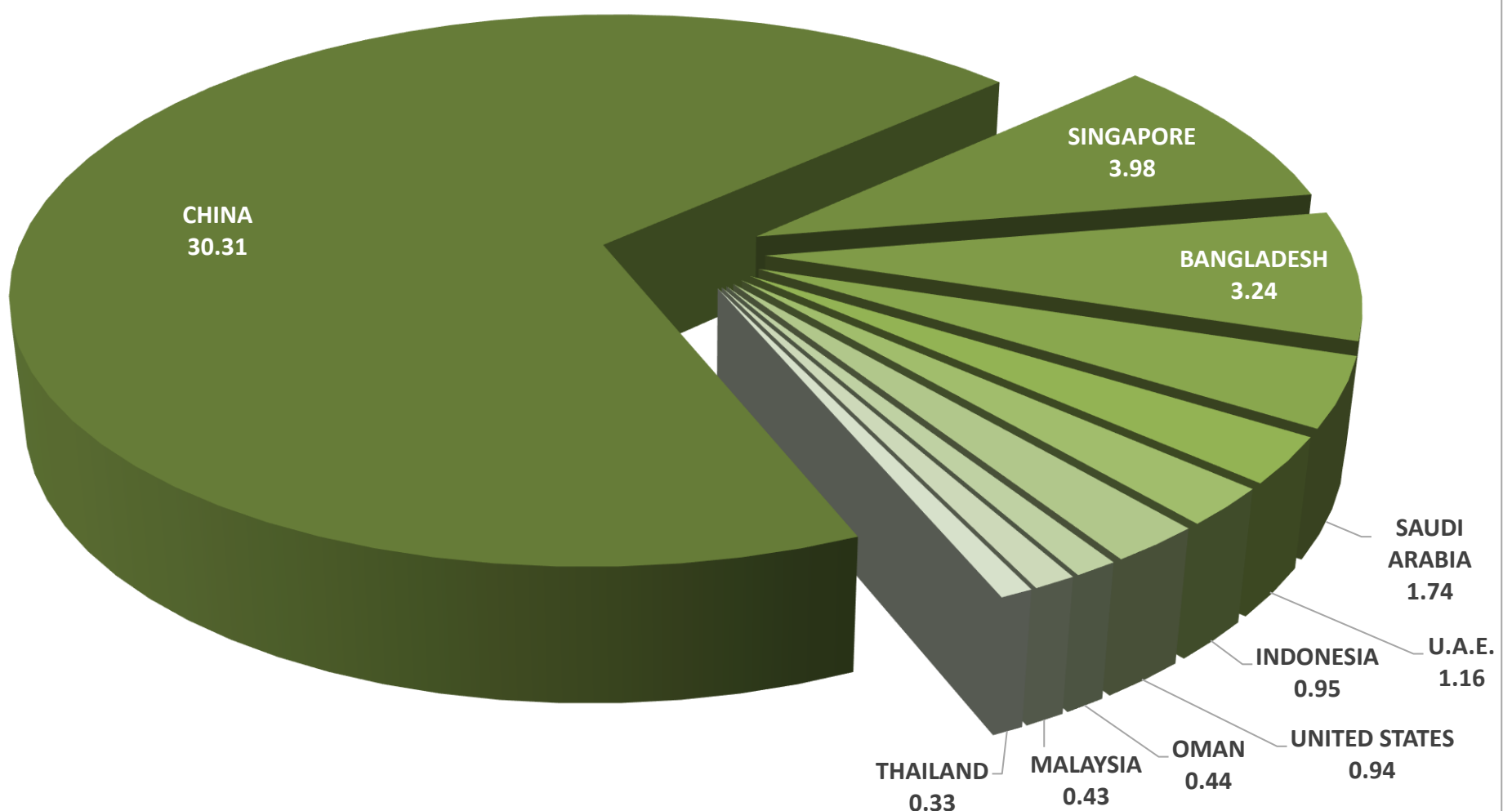
Top 10 importers of minerals and ores	Import Quantity (MMT)
<b>JSW GROUP</b>	<b>14.46</b>
<b>ARCELORMITTAL NIPPON STEEL INDIA LTD.</b>	<b>13.02</b>
<b>TATA GROUP</b>	<b>4.88</b>
<b>VEDANTA ALUMINIUM LTD.</b>	<b>3.41</b>
<b>STEEL AUTHORITY OF INDIA LTD.</b>	<b>2.15</b>
<b>KIOCL</b>	<b>1.72</b>
<b>HINDALCO INDUSTRIES LTD.</b>	<b>1.60</b>
<b>KAY KAY TRDG. CO.</b>	<b>1.57</b>
<b>JSW STEEL</b>	<b>1.55</b>
<b>PIONEER ALUMINIUM INDUS. LTD.</b>	<b>1.28</b>

## Country-wise Exports of Minerals & Ores from India

- Indian Exports for Minerals declined by 9.24% at 16.91 MMT for the period of Apr'23-Jan'24 as compared to the same period in the previous fiscal. Exports for Ores stood at 53.91 MMT showing an increase of 46.22%. Overall exports increased by 32.75% at 70.82 MMT in Apr'23-Jan'24.
- The highest exports went to China at 30.31 MMT in Apr'23-Jan'24.

Top 10 Exporters of Minerals and Ores	Export Quantity (MMT)
ARCELOR MITTAL NIPPON STEEL INDIA LTD.	12.70
RUNGTA GROUP	5.98
JSW STEEL LTD.	5.43
ARCHEAN CHEMICAL INDUS. PVT. LTD.	3.55
JSW DOLVI CO.	3.49
KIOCL	3.06
VEDANTA ALUMINIUM LTD.	2.56
VEDANTA LTD. (CAIRN OIL AND GAS)	2.26
PRAFUL ENTERPRISE	1.74
JSW GROUP	1.67

Top 10 Country-wise Exporters for Minerals and Ores  
(Qty in MMT)



# 09

## Other Reports For February 2024

J. M. Baxi & Co. Monthly Agri Products Update

J. M. Baxi & Co. Monthly Automotive Logistics Update

J. M. Baxi & Co. Monthly Cement Update

J. M. Baxi & Co. Monthly Chemical Update

J. M. Baxi & Co. Monthly Coal Update

J. M. Baxi & Co. Monthly Container Update

J. M. Baxi & Co. Monthly Cruise Shipping Update

J. M. Baxi & Co. Monthly Veg Oil Update

J. M. Baxi & Co. Monthly Fertilizer Update

J. M. Baxi & Co. Monthly LNG & LPG Update

### **J. M. Baxi & Co. Monthly Mineral and Metal Update**

J. M. Baxi & Co. Monthly Oil and Petroleum Update

J. M. Baxi & Co. Monthly Port Update

J. M. Baxi & Co. Monthly Project Cargo Update

J. M. Baxi & Co. Monthly Seafarers Insights Update

J. M. Baxi & Co. Monthly Steel Update





Research Cell

J. M. Baxi & Co.

Godrej Coliseum, Office No. 801, 8<sup>th</sup> Floor, "C" wing, Behind Everard Nagar, Off. Somaiya Road, Sion East. Mumbai - 40022 INDIA.

Telephone: +91 . 22 61077100 | Ext 161/145 | Mobile: +91 . 7506004224 / 7045659111  
Email: [shwetalk@jmbaxi.com](mailto:shwetalk@jmbaxi.com) | Website: [www.jmbaxico.com](http://www.jmbaxico.com)